LDK® Bearing Inserts

SA/CSA Standard duty,Narrow inner ring,Eccentric locking



SA200



CSA200

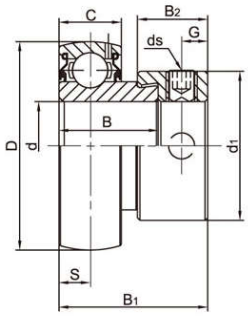

SA200(Light Duty)
Spherical O.D.

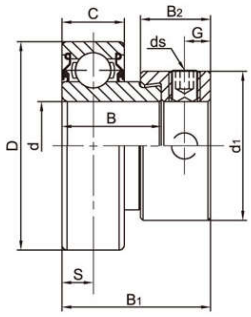

CSA200
Cylindrical O.D.

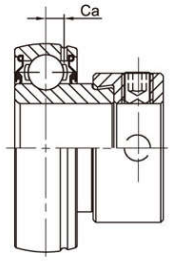

SA200G
Relubricatable type



H TYPE SEAL



J TYPE SEAL

Bearing No.	Shaft Dia d		Dimensions(mm)											Basic load ratings (KN)		Weight (kg)
	(in)	(mm)	D	B	C	S	B_1	B_2	d_1	G	ds (mm)	ds (in.UNF)	Ca	Dynamic Cr	Static Cor	
SA 201		12	40	19.1	12	6	28.6	13.5	28.6	5	M6x1	1/4-28	3.5	9.55	4.78	0.2
201-8	1/2															
SA 202		15	40	19.1	12	6	28.6	13.5	28.6	5	M6x1	1/4-28	3.5	9.55	4.78	0.2
202-9	9/16															
202-10	5/8															
SA 203		17	40	19.1	12	6	28.6	13.5	28.6	5	M6x1	1/4-28	3.5	9.55	4.78	0.2
203-11	11/16															
SA 204		20	47	21.5	14	7	31	13.5	33.3	5	M6x1	1/4-28	4	12.82	6.65	0.21
204-12	3/4															
SA 205		25	52	22	15	7.5	31.5	13.5	38.1	5	M6x1	1/4-28	4.3	14.03	8.05	0.25
205-13	13/16															
205-14	7/8															
205-15	15/16															
205-16	1															
SA 206		30	62	23.8	16	8	35.7	15.9	44.5	6	M6x1	1/4-28	4.9	19.47	11.43	0.39
206-17	1-1/16															
206-18	1-1/8															
206-19	1-3/16															
206-20	1-1/4															
SA 207		35	72	25.4	17	8.5	38.9	17.5	55.6	6.5	M8x1	5/16-24	5.5	25.69	15.55	0.6
207-20	1-1/4															
207-21	1-5/16															
207-22	1-3/8															
207-23	1-7/16															
SA 208		40	80	30.2	18	9	43.7	18.3	60.3	6.5	M8x1	5/16-24	6	29.51	18.14	0.77
208-24	1-1/2															
208-25	1-9/16															
SA 209		45	85	30.2	19	9.5	43.7	18.3	63.5	6.5	M8x1	5/16-24	6.1	31.85	20.80	0.84
209-26	1-5/8															
209-27	1-11/16															
209-28	1-3/4															
SA 210		50	90	30.2	20	10	43.7	18.3	69.9	6.5	M8x1	5/16-24	6.6	34.99	23.70	1.02
210-30	1-7/8															
210-31	1-15/16															
210-32	2															
SA 211		55	100	32.5	21	10.5	48.4	20.7	76.2	8	M10x1.25	3/8-24	7.2	43.34	29.39	1.37
211-32	2															
211-33	2-1/16															
211-34	2-1/8															
211-35	2-3/16															
SA 212		60	110	37.2	22	11	53.1	22.3	84.2	8	M10x1.25	3/8-24	7.5	47.68	33.43	1.85
212-36	2-1/4															
212-37	2-5/16															
212-38	2-3/8															
212-39	2-7/16															

1) Suffix G = Lubrication groove and holes on outer rings.
2) Suffix N = Non-lubrication type, without lubrication groove & holes, without anti-rotation pin and holes.